

ISCM WORLD NEW MUSIC DAYS 2025 IN PORTUGAL

May 30th to June 7th · Lisbon & Porto

Brief Portuguese Guitar Writing Manual by Miguel Amaral

Table of Contents

Portuguese Guitar	2
Lisbon Tuning.....	2
Notation.....	2
Complete Register	3
The Best Register	3
Some Technique Remarks	3
More Information	3
Recommended Recordings	3

Portuguese Guitar


A plucked string instrument with twelve steel strings, strung in six courses of two strings.



Lisbon Tuning


Used by Miguel Amaral.

B – A – E – B – A – D · double, steel strings: the three higher string courses are tuned in unison; the three bottom ones in octave.




Notation


Regarding the notation, one uses the G-clef (or treble clef) and real (non-transposed) pitches; each double-string course is treated as a single string, and in the case of octaves, the lowermost note prevails.



Complete Register



The Best Register



Some Technique Remarks

Regarding the right hand, one only uses the index finger and the thumb without involving any plectrum. One uses false nails, and the mechanics of the fingers work as if there were no external body elements. Using only two fingers makes, for example, block chords with more than three notes difficult to hear completely.

All kinds of articulations are easily realisable. The passages with connected notes where one strikes only the first note can function, depending on the register, using a maximum of three notes, where the third one can be difficult to hear.

One must consider that the higher octave is always heard when using the lower strings, especially if struck with the right-hand thumb.

More Information

Follow the [LINK](#).

Recommended Recordings

1. Carlos Paredes (1925-2004), “Movimento Perpétuo”, performed by Carlos Paredes (Portuguese guitar) and Fernando Alvim (guitar): [LINK](#).
2. Carlos Paredes’ CD, “Guitarra Portuguesa”: [LINK](#).
3. Carlos Paredes, “Movimento Perpétuo”, performed by Miguel Amaral (b. 1982): [LINK](#).

4. Mário Laginha, “Fado Barroco”, performed by Miguel Amaral (Portuguese guitar) and Yuri Reis (guitar): [LINK](#).
5. Dimitris Andrikopoulos, “Clamor” (2011) for Portuguese guitar and electronics, performed by Miguel Amaral: [LINK](#).
6. RHI Stage | Miguel Amaral · virtual from 2020: [LINK](#).
7. Miguel Amaral’s CD from 2013, “Chuva Oblíqua”: [LINK](#).
8. Ricardo Rocha’s CD from 2010, “Luminismo”: [LINK](#).
9. Ricardo Rocha’s CD from 2011, “Voluptuária”: [LINK](#).
10. Pedro Caldeira Cabral’s CD from 2003, “Memórias da Guitarra Portuguesa e a Guitarra do Século XVII”: [LINK](#).
11. Pedro Caldeira Cabral, “Momentos”, performed by Pedro Caldeira Cabral: [LINK](#).